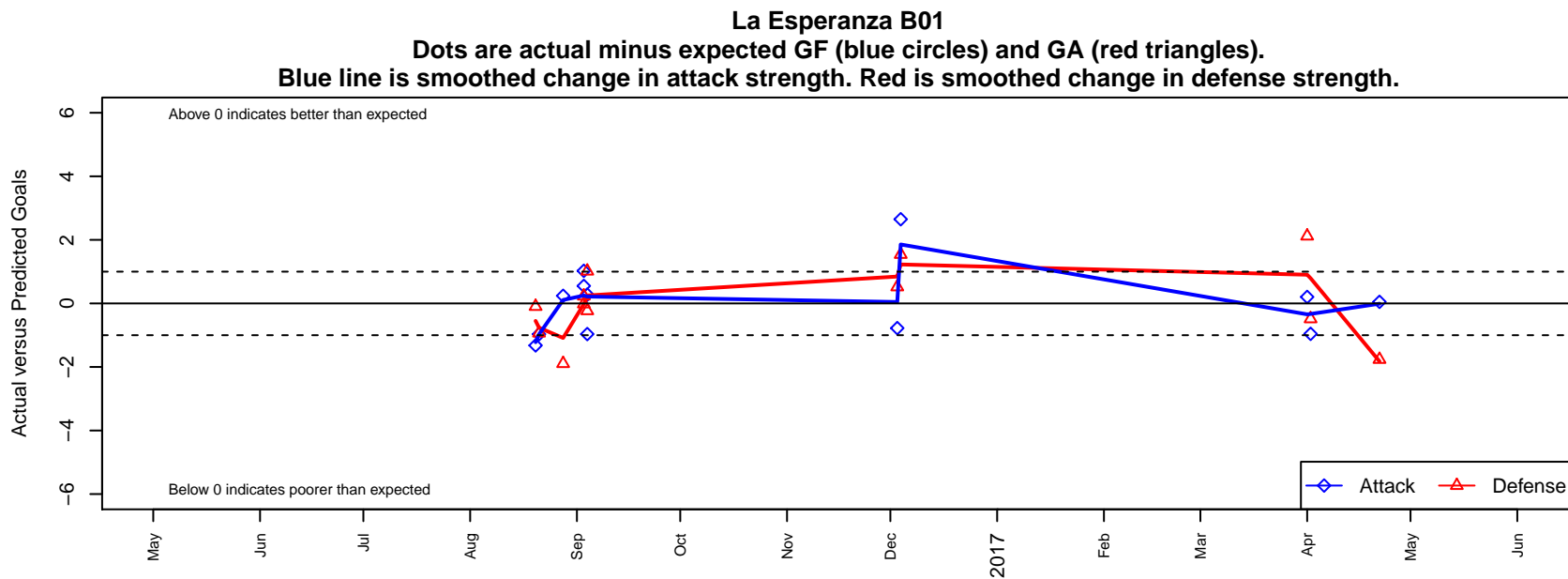


La Esperanza B01

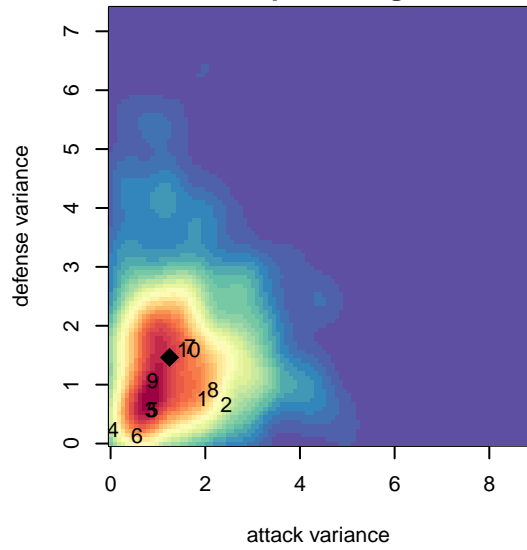
, CAS
B01 total strength=1802
attack=42.01 defense=24.72

alt names used:
La Esperanza
LA ESPERANZA

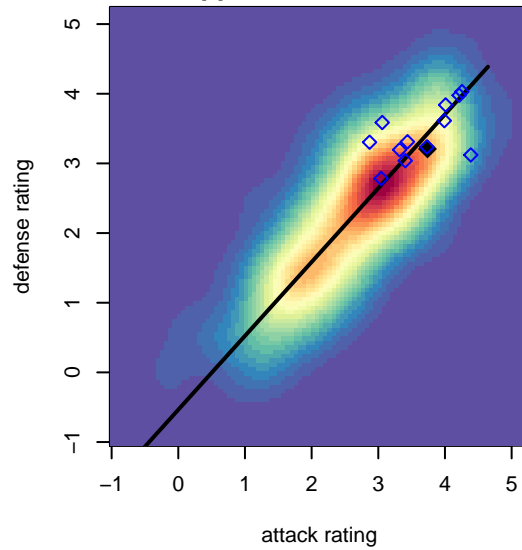
Venues played:
2016 FWRL CAS B01
2016 NHB Cup Flight 1



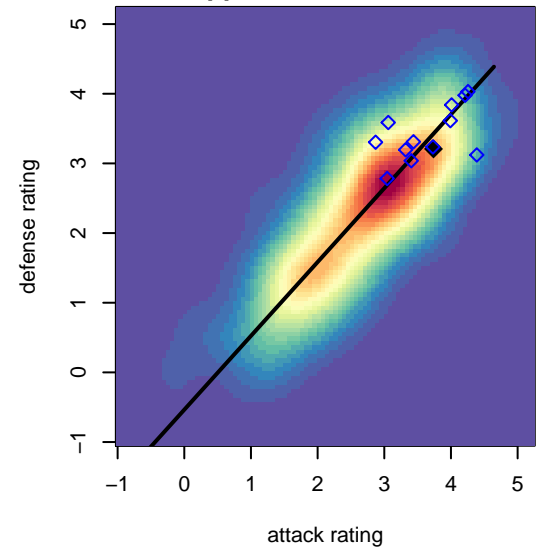
**attack and defense variance (black dot)
relative to other teams
and top 10 in region**



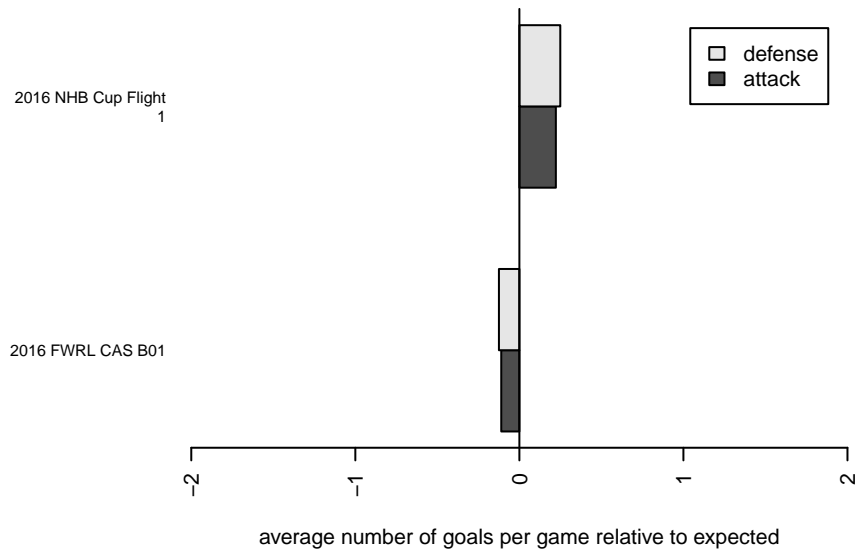
**attack and defense rating
relative to others at age
and all opponents in last 13 months**



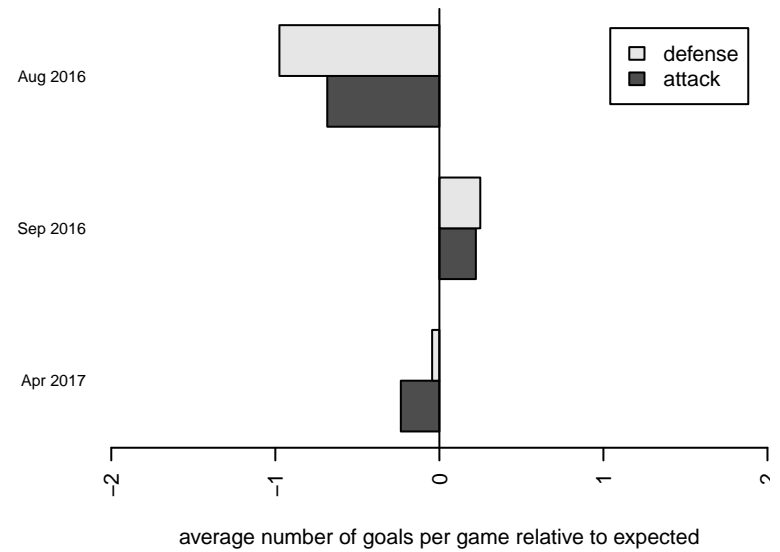
**attack and defense rating
relative to others at age
and all opponents in last 13 months**



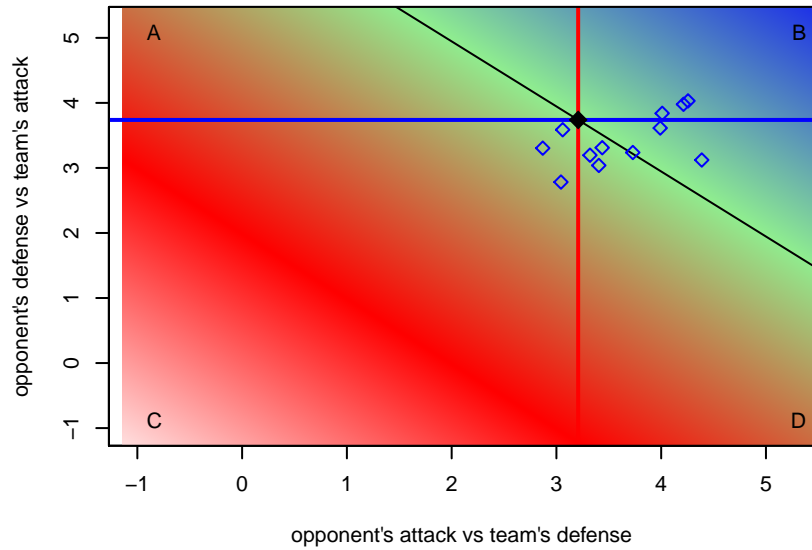
Performance relative to 13 month average



Performance relative to 13 month average



Distribution of opponents
 Red = Lose zone, Blue = Win zone, Green = Even
 Black line separates win/lose zones



lot. A=Neither has attack advantage, B=Opponent has both attack and defense advantage, C=Opponent has both attack and defense disadvantage, D=Both have

date	home		away		venue	pred.home	pred.away
2017-04-22	La Esperanza B01	1	West Coast FC B01	4	2016 FWRL CAS B01	0.95	2.24
2017-04-02	La Esperanza B01	0	Albion SC Academy B01	3	2016 FWRL CAS B01	0.96	2.51
2017-04-01	La Esperanza B01	1	San Diego Surf SC Academy I B01	1	2016 FWRL CAS B01	0.80	3.12
2016-12-04	LA Galaxy San Diego Elite B01	0	La Esperanza B01	4	2016 FWRL CAS B01	1.54	1.35
2016-12-03	Anaheim FC PDA B01	1	La Esperanza B01	1	2016 FWRL CAS B01	1.52	1.78
2016-09-04	FC Golden State Black B01	1	La Esperanza B01	2	2016 NHB Cup Flight 1	0.77	1.72
2016-09-04	La Esperanza B01	0	Santa Clara Sporting Green B01	1	2016 NHB Cup Flight 1	0.96	2.02
2016-09-03	La Esperanza B01	2	Davis Legacy Red B01	1	2016 NHB Cup Flight 1	1.45	0.98
2016-09-03	La Esperanza B01	3	Pateadores IER B01	1	2016 NHB Cup Flight 1	1.97	1.23
2016-08-28	FRAM Premier B01	3	La Esperanza B01	2	2016 FWRL CAS B01	1.11	1.76
2016-08-21	FC Golden State Academy B01	4	La Esperanza B01	1	2016 FWRL CAS B01	3.07	1.97
2016-08-20	La Esperanza B01	1	Oxnard PAL Blue B01	1	2016 FWRL CAS B01	2.32	0.90